

## TRAFFIC ROUTE PREDICTION

Mohd Suleman Sayeeduddin<sup>1</sup>, Mohammed Shoeb Mohiuddin<sup>2</sup>, Waghmare Nagaraju<sup>3</sup>,  
Dr.K. Nagi Reddy<sup>4</sup>

<sup>1,2,3</sup>B.E. Student, Department of IT, Lords Institute of Engineering and Technology, Hyderabad

<sup>4</sup>Professor, Head Of Department IT, Lords Institute of Engineering and Technology, Hyderabad  
k.nagireddy@lords.ac.in

### ABSTRACT

*We present a Traffic Route Prediction (TRP) system aimed at predicting alternate routes in response to traffic congestion using machine learning algorithms. We employ Support Vector Machines (SVM), Decision Tree, and Random Forest to analyze traffic data and predict optimal routes. The performance of each algorithm is evaluated using accuracy, precision, recall, F1 score, and confusion matrix analysis. Decision Tree outperformed other models in accuracy and robustness, while SVM showed suboptimal results. The proposed system leverages real-time data from GPS, traffic cameras, and mobile sensors to ensure accurate and timely route recommendations. Our results demonstrate the potential of machine learning-based TRP systems to improve urban mobility and reduce travel time. The performance of each algorithm is meticulously assessed using metrics like accuracy, precision, recall, F1 score, and visualized through confusion matrix graphs. Prior to applying machine learning, a thorough data analysis is conducted through graph visualization to comprehend the traffic flow and congestion across various routes. Despite the comprehensive analysis, SVM exhibits suboptimal performance, while Decision Tree stands out as a robust performer in accurately predicting routes. The Random Forest algorithm is also leveraged to enhance prediction robustness. The evaluation metrics offer a comprehensive understanding of the algorithms' strengths and weaknesses. The dataset utilized for training encompasses detailed information on traffic congestion, ensuring the reliability and accuracy of the route predictions. This project not only contributes to optimizing passenger travel*

*experiences but also holds potential for effective traffic management strategies.*

**Keywords—** Traffic Route Prediction, Machine Learning, Real-time Traffic Data, Decision Tree, Random Forest, SVM, Route Optimization.

### 1. INTRODUCTION

Introduction Machine Learning (ML) is one of the most important and popular emerging branches these days as it are a part of Artificial Intelligence (AI). In recent times, machine learning becomes an essential and upcoming research area for transportation engineering, especially in traffic prediction. Traffic congestion affects the country's economy directly or indirectly by its means. Traffic congestion also takes people's valuable time, cost of fuel every single day. As traffic congestion is a major problem for all classes in society, there has to be a small-scale traffic prediction for the people's sake of living their lives without frustration or tension. For ensuring the country's economic growth, the road user's ease is required in the first place. This is possible only when the traffic flow is smooth. To deal with this, Traffic prediction is needed so that we can estimate or predict the future traffic to some extent. In addition to the country's economy, pollution can also be reduced. The government is also investing in the intelligent transportation system (ITS) to solve these issues. The plot of this research paper is to find different machine learning algorithms and speculating the models by utilizing python3. The goal of traffic 2 flow prediction is to predict the traffic to the users as soon as possible. Nowadays the traffic becomes really hectic and this cannot

be determined by the people when they are on roads. So, this research can be helpful to predict traffic. Machine learning is usually done using anaconda software but in this paper, I have used the python program using command prompt window which is much easier than the usual way of predicting the data [16]. In summary, the constructs of this paper consist of ten major sections. These are: Introduction, Purpose of Traffic Prediction, Problem Statement, Related Work, Overview, Methodology, Software Implementation and Conclusion with Future work.

### 1.1 Purpose of statement

Many reports of the traffic data are of actual time but it is not favorable and accessible to many users as we need to have prior decision in which route we need to travel. For example, During working days, we need to have daily traffic information or at times we need hourly traffic information but then the traffic congestion occurs; for solving this issue the user need to have actual time traffic prediction. Many factors are responsible for the traffic congestion. This can be predicted by taking two datasets; one with the past year and one with the recent year's data set. If traffic is so heavy then the traffic can be predicted by referring the same time in the past year's data set and analyzing how congested the traffic would be. With the increasing cost of the fuel, the traffic congestion changes drastically. The goal of this prediction is to provide real-time gridlock and snarl up information. The traffic on the city becomes complex and are out of control these days, so such kind of systems are not sufficient for prediction. Therefore, research on traffic flow prediction plays a major role in ITS. [8]

### 1.2 Problem Statement

To overcome the problem of traffic congestion, the traffic prediction using machine learning which contains regression model and libraries like pandas, os, numpy, matplotlib.pyplot are used to predict the

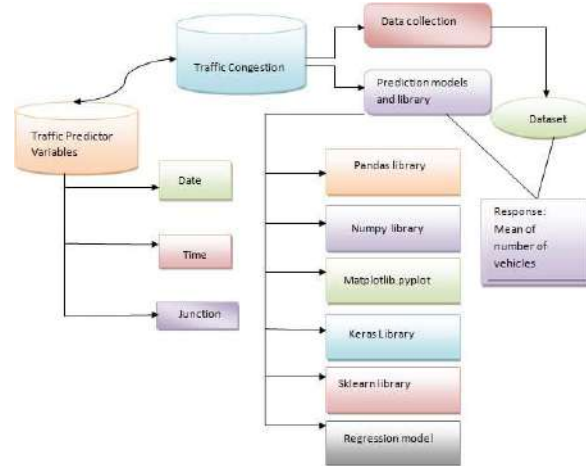
traffic. This has to be implemented so that the traffic congestion is controlled and can be accessed easily. Users can collect the traffic information of the traffic flow and can also check the congestion flow from the start of the day till the end of the day with the time span of one hour data. In this way, Users can know the weather conditions of the roads that they would probably opt to take. This also tells the accuracy of the traffic by comparing their mean square errors of the past year's data and the recent year's data. Users can also know how many vehicles are traveling on average by the traffic prediction.

## II. RELATED WORKS

A person developed the LSTM based prediction models by using machine learning approaches, which involve structure designing or network training designing and prediction. The next goal is to deal with prediction errors that may occur during the prediction process with deep learning methods. This method is applied to big data that has collected from the performance measurement system. Then the experiments show that the LSTM model performed well. Vlahogianni implemented a feeding device knowledge with an ANN (Artificial neural network), but some researchers implemented a completely different spatial associated temporal holdup to the setup [1],[9],[10],[17]. Some researchers worked on the traffic prediction using the neural networks and hybrid by various techniques. Traffic patterns have been identified by grouping them and the traffic flow have been identified by the neural networks. On other hand studies conducts two kinds of prediction models: Models which are not available in online are accessed through on historical information that can be trained when important changes appear in the system as like changes and updating the whole framework, Online models are measured by historical data and the system gets updated using usual transport condition achieved through v2v/v2i

communication. [2],[7] Many researchers say that LSTM is more capable compared to shallow machine learning models. Machine learning approaches big data for the prediction problems. With the lots of the data, the real time traffic flow can be predicted. LSTM is based on the deep learning. RNN may be used to communicate the prior information to the present situation. [3],[6],[20]. In traffic congestion forecasting there are data collection and prediction model.

Figure 1. Outline of the traffic prediction in this paper 4 The methodology has to be done correctly so that there won't be any flaws while predicting. After data collection, the vital role is the data processing which is to train and test the datasets that is taken as the input. After processing the data, the validation of the model is done by using necessary models. Figure 1 highlights the outline of traffic prediction using machine learning



**Figure 1.** Outline of the traffic prediction in this paper

### III.METHODOLOGIES

Many researchers have been used various discussed approaches. This paper contains the technique of predicting the traffic using regression model using various libraries like Pandas, Numpy, OS, Matplotlib.pyplot, Keras and Sklearn.

Data set: Traffic congestion is raising a lot these days. Factors like expanding urban populations, uncoordinated traffic signal timing and a lack of real-time data. The effect of the traffic congestion is very huge these days. Data collected in this paper are from the Kaggle website for the implementations of machine learning algorithms using python3 to show outputs in the traffic prediction. Two datasets are

collected in which one is the 2015's traffic data which comprises of date, time, and number of vehicles, junction and the rest one is the 2017's traffic data with the same details so as to compare easily without any misconception. The unwanted data has been deleted by pre-processing the data aggregated from 1 to 24 hours time interval to calculate traffic flow prediction with each 1 hour interval. [11]

The Regression model: Regressor model analysis could even be a mathematical technique for resolving the connection in the middle of one dependent (criterion) variable and one or more independent (predictor) variables.

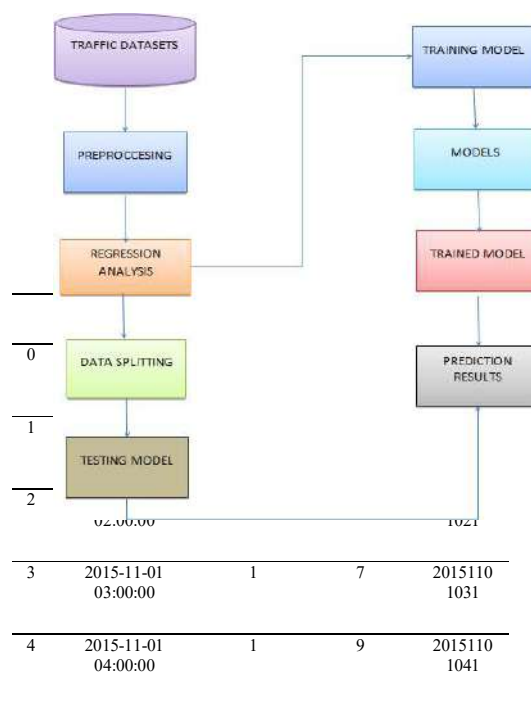


Figure 2. Regression model of traffic prediction

The evaluation yields a foretold value for the benchmark resulting from a sum of scalar vectors of the predictors. The accuracy is measured by computing mean square error. Thus obtaining the expected error from the observed value and also truth value which is equivalent to the standard deviation deployed within the statistical methods [4],[12]. JupyterLab is a browser based communal development. JupyterLab is a limber and which can construct and exhibit the user interface to support a far flung of metadata in machine learning [5].

Python3 is the status quo environment where the code is implemented in Jupyter notebook. This can be accesses/installed using command prompt. This is done in order to get the access from the local drive. So the Jupyter notebook is installed through command prompt and then a local host is created.

```
import pandas as pd # library imported
import numpy as np # library imported
```

The file is accessed though this host and the prediction are done using various libraries and models in the python environment.

Figure 2 shows the Regression model for the Traffic Prediction.

#### IV. IMPLEMENTATION

The command prompt is the local host in this paper to initialize the jupyter notebook. The local host contains the nbextension which we modify to our convenience. The figure denotes the necessary nbextension that is needed for the prediction to take place.

The figure implies the page of the jupyter notebook 7. The result after running the particular command in the prediction process will be displayed under out command. The below mentioned are the libraries used for the prediction of traffic.

```
import os # library imported
import Table 1. The training model of the junction 1 for the prediction that is taken[19]
```

Table 2. The testing model of the junction 1 for the prediction that is taken

DateTime	Junction	ID
2017-07-01 00:00:00	1	20170701001
2017-07-01 01:00:00	1	20170701011
2017-07-01 02:00:00	1	20170701021
2017-07-01 03:00:00	1	20170701031
2017-07-01 04:00:00	1	20170701041

The training model and testing model of Junction 1 is displayed using the following commands

```
time_targets = df_tmp.groupby([level_values(0)] + [pd.Grouper(freq = '1M', level=
```

```
1))['Vehicles'].sum()
train = df_train.pivot(index = 'Date Time', columns = 'Junction', values = 'Vehicles')
train = train.fillna(0)
```

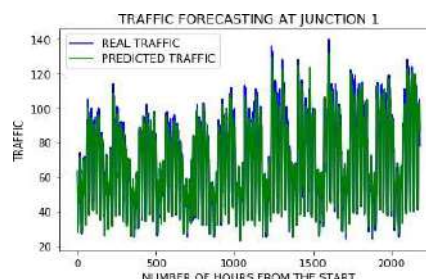
Table 3. The pivot table of both the training and testing model without NaN values

Xy\_train = gen\_lag\_features(train)

Junction	1	2	3	4
DateTime				
2015-11-01 00:00:00	15.0	6.0	9.0	0.0
2015-11-01 01:00:00	13.0	6.0	7.0	0.0
2015-11-01 02:00:00	10.0	5.0	5.0	0.0
2015-11-01 03:00:00	7.0	6.0	1.0	0.0
2015-11-01 04:00:00	9.0	7.0	2.0	0.0
...	...	...	...	...
2017-06-30 19:00:00	105.0	34.0	33.0	11.0
2017-06-30 20:00:00	96.0	35.0	31.0	30.0
2017-06-30 21:00:00	90.0	31.0	28.0	16.0
2017-06-30 22:00:00	84.0	29.0	26.0	22.0
2017-06-30 23:00:00	78.0	27.0	39.0	12.0

## 5.2 Results from the simulation

Results from the simulation The results of the traffic are as follows which by the matplotlib library[15].





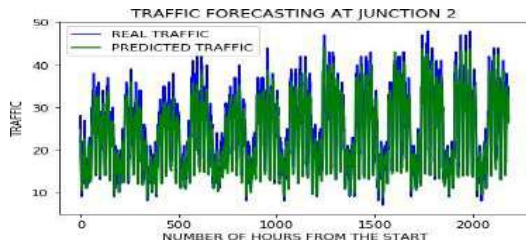


Figure 7. The figure signifies the Traffic prediction of Junction 1 from the datasets 12

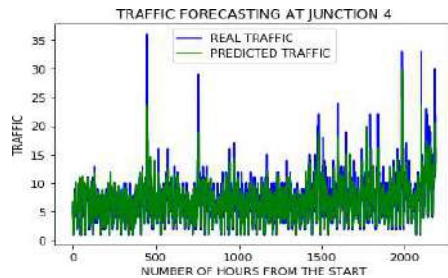


Figure 8. The figure signifies the Traffic prediction of Junction 2 from the datasets

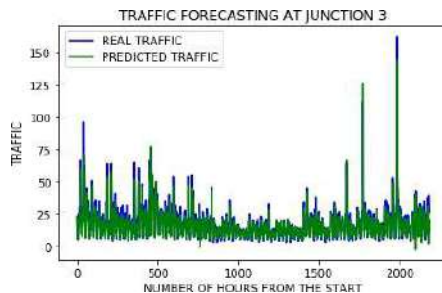


Figure 9. The figure signifies the Traffic prediction of Junction 3 from the datasets

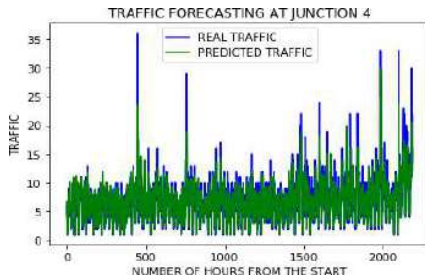


Figure 10. The figure signifies the Traffic prediction of Junction 4 from the datasets In the last, researchers are suggested to go through various uses of Machine Learning in many useful applications like churn prediction, healthcare, agriculture, Transportation, etc., in [21-32].

## V.CONCLUSION

In the system, it has been concluded that we develop the traffic flow prediction system by using a machine learning algorithm. By using regression model, the prediction is done. The public gets the benefits such as the current situation of 13 the traffic flow, they can also check what will be the flow of traffic on the right after one hour of the situation and they can also know how the roads are as they can know mean of the vehicles passing though a particular junction that is 4 here. The weather conditions have been changing from years to years. The cost of fuel is also playing a major role in the transportation system. Many people are not able to afford the vehicle because of the fuel cost. So, there can be many variations in the traffic data. There is one more scenario where people prefer going on their own vehicle without car pooling, this also matters in the traffic congestion. So, this prediction can help judging the traffic flow by comparing them with these 2 years data sets. The forecasting or the prediction can help people or the users in judging the road traffic easier before hand and even they can decide which way to go using their navigator and also this will prediction will be also helpful.

## VI.FUTURE WORK

In the future, the system are often further improved using more factors that affect traffic management using other methods like deep learning, artificial neural network, and even big data. The users can then use this technique to seek out which route would be easiest to achieve on destination. The system can help in suggesting the users with their choice of search and also it can help to find the simplest choice where traffic isn't in any crowded environment. Many forecasting methods have already been applied in road traffic jam forecasting. While there's more scope to create the congestion prediction more precise, there are more methods that give precise and

accurate results from the prediction. Also, during this period, the employment of the increased available traffic data by applying the newly developed forecasting models can improve the prediction accuracy. These days, traffic prediction is extremely necessary for pretty much every a part of the state and also worldwide. So, this method of prediction would be helpful in predicting the traffic before and beforehand. For better congestion prediction, the grade and accuracy are prominent in traffic prediction. within the future, the expectation are going to be the estimation of established order accuracy prediction with much easier and user-friendly methods so people would find the prediction model useful and that they won't be wasting their time and energy to predict the information. There will be some more accessibility like weather outlook, GPS that's the road and accident-prone areas will be highlighted in order that people wouldn't prefer using the paths which aren't safe and simultaneously they'll predict the traffic. This will be done by deep learning, big data, and artificial neural networks[18].

## VII. REFERENCES

1. Vlahogianni, E. I., M. G. Karlaftis, and J. C. Golias. Optimized and Meta-Optimized Neural Networks for Short Term Traffic Flow Prediction: A Genetic Approach. *Transportation Research Part C: Emerging Technologies*, Vol. 13, No. 3, 2005, pp. 211–234.
2. Machine Learning Approach to Short-Term Traffic Congestion Prediction in a Connected Environment AmrElfar1, Alireza Talebpour2, and Hani S. Mahmassani1, 14 National Academy of Sciences: Transportation Research Board 2018.
3. Big data-driven machine learning-enabled traffic flow prediction Fanhui Kong1 Jian Li1 Bin Jiang2 Tianyuan Zhang3 Houbing Song3, 2018.
4. <https://www.ncbi.nlm.nih.gov/pmc/articles/PMC2845248/>
5. <https://jupyter.org/>
6. Bao G, Zeng Z, Shen Y. Region stability analysis and tracking control of memristive recurrent neural network. *Neural Netw.* 2017;5(1):74-89.
7. Jiang, X., and H. Adeli. Dynamic Wavelet Neural Network Model for Traffic Flow Forecasting. *Journal of Transportation Engineering*, Vol. 131, No. 10, 2005, pp. 771 779
8. Identification Traffic Flow Prediction Parameters Anuchit Ratanaparadorn Department of Industrial Engineering, Kasetsart University, Thailand, Anuchit Ratanaparadorn, Sasivimol Meeampol, Thaneerat Siripachana, Pornthep, Anussornnitisarn, 19-21 2013, Zadar, Croatia, international conference
9. YuhanJia, Jianping Wu, and Ming Xu, Traffic Flow Prediction with Rainfall Impact Using a Deep Learning Method, *Journal of Advanced Transportation*, 2017.
10. Felix Kunde Alexander Hartenstein Stephan Pieper Petra Sauer, Traffic prediction using a Deep Learning paradigm, CEUR-WS.org, 2017
11. <https://www.kaggle.com/fedesoriano/traffic-prediction-dataset>
12. <https://www.hindawi.com/journals/jat/2021/8878011/>
13. <https://machinelearningmastery.com/how-to-connect-model-input-data-with-predictions-for-machine-learning/>
14. <https://www.shanelynn.ie/pandas-iloc-loc-select-rows-and-columns-dataframe/>
15. [https://matplotlib.org/2.0.2/api/pyplot\\_api.html](https://matplotlib.org/2.0.2/api/pyplot_api.html)
16. Azzouni A, Pujolle G. A long short-term memory recurrent neural network framework for network traffic matrix prediction. *Comput Sci.* 2017;3(6):18-27
17. Ioannis Loumiotis Road Traffic Prediction Using Artificial Neural Networks 2018
18. <https://www.catalyzex.com/s/Traffic%20Prediction>
- 19.

<https://www.geeksforgeeks.org/formatting-dates-in-python/>

20. <https://www.scitepress.org/Papers/2016/58957/pdf/index.html>

21. Malik S., Mire A., Tyagi A.K., Arora V. (2020) A Novel Feature Extractor Based on the Modified Approach of Histogram of Oriented Gradient. In: Gervasi O. et al. (eds) Computational Science and Its Applications – ICCSA 2020. ICCSA 2020. Lecture Notes in Computer Science, vol 12254. Springer, Cham. [https://doi.org/10.1007/978-3-030-58817-5\\_54](https://doi.org/10.1007/978-3-030-58817-5_54)

22. B. Gudeti, S. Mishra, S. Malik, T. F. Fernandez, A. K. Tyagi and S. Kumari, "A Novel Approach to Predict Chronic Kidney Disease using Machine Learning Algorithms," 2020 4th International Conference on Electronics, Communication and Aerospace Technology (ICECA), Coimbatore, 2020, pp. 1630-1635, doi: 10.1109/ICECA49313.2020.9297392.

23. Gillala Rekha, V. Krishna Reddy, and Amit Kumar Tyagi, "KDOS - Kernel Density based Over Sampling - A Solution to Skewed Class Distribution", 2020, Journal of Information Assurance and Security (JIAS), Vol. 15 Issue 2, p44-52. 9p.

24. Ambildhuke G.M., Rekha G., Tyagi A.K. (2021) Performance Analysis of Undersampling Approaches for Solving Customer Churn Prediction. In: Goyal D., Gupta A.K., Piuri V., Ganzha M., Paprzycki M. (eds) Proceedings of the Second International Conference on Information Management and Machine Intelligence. Lecture Notes in Networks and Systems, vol 166. Springer, Singapore. [https://doi.org/10.1007/978-981-15-9689-6\\_37](https://doi.org/10.1007/978-981-15-9689-6_37)

25. Nair M.M., Kumari S., Tyagi A.K., Sravanthi K. (2021) Deep Learning for Medical Image Recognition: Open Issues and a Way to Forward. In: Goyal D., Gupta A.K., Piuri V., Ganzha M., Paprzycki M. (eds) Proceedings of the Second International Conference on Information

Management and Machine Intelligence. Lecture Notes in Networks and Systems, vol 166. Springer, Singapore. [https://doi.org/10.1007/978-981-15-9689-6\\_38](https://doi.org/10.1007/978-981-15-9689-6_38)

26. Amit Kumar Tyagi, Meghna Manno Nair, Deep Learning for Clinical and Health Informatics, in the book "Computational Analysis and Deep Learning for Medical Care: Principles, Methods, and Applications", 28 July 2021, DOI: <https://doi.org/10.1002/9781119785750.ch5>

27. L. Kanuru, A. K. Tyagi, A. S. U, T. F. Fernandez, N. Sreenath and S. Mishra, "Prediction of Pesticides and Fertilizers using Machine Learning and Internet of Things," 2021 International Conference on Computer Communication and Informatics (ICCCI), 2021, pp. 1-6, doi: 10.1109/ICCCI50826.2021.9402536.

28. Gillala Rekha; V. Krishna Reddy; Amit Kumar Tyagi, An Earth mover's distance-based undersampling approach for handling class-imbalanced data, International Journal of Intelligent Information and Database Systems, 2020 Vol.13 No.2/3/4.

29. Akshara Pramod, Harsh Sankar Naicker, Amit Kumar Tyagi, "Machine Learning and Deep Learning: Open Issues and Future Research Directions for Next Ten Years", Book: Computational Analysis and Understanding of Deep Learning for Medical Care: Principles, Methods, and Applications, 2020, Wiley Scrivener, 2020.

30. Tyagi, Amit Kumar and G. Rekha, Machine Learning with Big Data (March 20, 2019). Proceedings of International Conference on Sustainable Computing in Science, Technology and Management (SUSCOM), Amity University Rajasthan, Jaipur - India, February 26-28, 2019.

31. Amit Kumar Tyagi, Poonam Chahal, "Artificial Intelligence and Machine Learning Algorithms", Book: Challenges and Applications for Implementing Machine Learning in Computer Vision, IGI Global, 2020.DOI: 10.4018/978-1-7998-0182-5.ch008

32. Kumari S., Vani V., Malik S., Tyagi



A.K., Reddy S. (2021) Analysis of Text Mining Tools in Disease Prediction. In: Abraham A., Hanne T., Castillo O., Gandhi N., Nogueira Rios T., Hong TP. (eds)

Hybrid Intelligent Systems. HIS 2020. Advances in Intelligent Systems and Computing, [https://doi.org/10.1007/978-3-030-73050-5\\_55](https://doi.org/10.1007/978-3-030-73050-5_55)