

## Portfolio Website

Dr C Murugamani, B.Rishika, S.Sandhya Rani, T.Sanjana

<sup>1</sup>HOD, Department of Information Technology, Bhoj Reddy Engineering College for Women.

<sup>2,3,4</sup>B,tech students, Department of Information Technology, Bhoj Reddy Engineering College for Women.

sanjanatukkapuram@gmail.com

### ABSTRACT

*A portfolio website serves as a digital showcase for creative and professional work, highlighting skills and achievements. It's a valuable tool for individuals seeking employment or clients, demonstrating capabilities and building a professional image. By showcasing projects and expertise, a portfolio website can enhance credibility and attract opportunities in a competitive job market or client base.*

*A portfolio website allows you to present your best projects, demonstrating your skills and experience in a visual and engaging way. By showcasing your work and expertise, you establish yourself as a qualified professional in your field. A well-designed portfolio website can attract potential clients or employers, making you stand out from the competition. A portfolio website allows you to create a strong online presence and build your personal brand, showcasing your unique style and approach. It can also serve as a central hub for your work, allowing you to share updates, projects, and insights with your audience.*

### 1.INTRODUCTION

A portfolio website is a unique platform that allows you to showcase your work and tell others about yourself. It's like an online business card or CV that can help you find partnerships, show off your work, and even land your first job.

Here are some essentials that a good portfolio website should have:

- **Strong bio:** Some interesting and fun facts about you.
- **Recent works:** Prospects need to know what they're working with, your style, your abilities.
- **Easy navigation:** It shouldn't be hard to find the information visitors are looking for.
- **Creative mindset:** People click through tons of generic websites all the time, make them pause. Remember, personal portfolio websites should be mobile responsive as more than half of Internet users like to browse from their mobile devices. Whether you are a student, an experienced marketer, a designer, or belong to any other profession, your digital portfolio is there to market yourself and the work you do. It's one of the best ways to express your personality, experience, and capabilities.

#### Existing System:

The "existing system" for showcasing tech skills

before the widespread adoption of robust e-portfolios often relied on a combination of static resumes, cover letters, and potentially, in-person interviews or limited project demonstrations. This approach typically involved submitting a document outlining work history and skills, followed by verbal explanations and, if selected, perhaps a brief demonstration during an interview.

#### Proposed System:

The proposed system, a dynamic portfolio website, addresses the shortcomings of traditional resumes by offering a visually engaging and interactive platform to showcase tech skills. This system allows individuals to curate a comprehensive digital representation of their abilities, including project demonstrations, code samples, design mockups, and multimedia presentations. By organizing information into sections like "About," "Work," "Experience," and "Contact," the website provides a structured and easily navigable experience for potential employers. This approach facilitates efficient screening, provides tangible evidence of skills, and allows for continuous updates, ensuring the portfolio reflects the individual's latest accomplishments and evolving expertise, ultimately streamlining the hiring process and enhancing the candidate's visibility.

### 2.REQUIREMENT ANALYSIS

#### Functional Requirements:

A portfolio website should have several key functional requirements to ensure it is effective in showcasing the individual's work, facilitating communication, and providing a seamless user experience.

- **Homepage:** Introduction, navigation menu, and call-to-action (CTA).
- **Portfolio Showcase:** Organized display of projects with descriptions, images, and filtering options.
- **About Section:** Personal background, skills, expertise, and testimonials.
- **Contact Form:** Easy-to-use form, social media links, or direct contact options.
- **Responsive Design:** Mobile-friendly and cross-browser compatibility.
- **Search Functionality:** Easy content search for users.
- **Media Integration:** Display of images, videos, and other media.
- **SEO Optimization:** Features for better search engine visibility.

## 2.2 Non-functional requirements:

Non-functional requirements of a portfolio website focus on the overall quality and performance, ensuring that the site is fast, secure, and easy to use.

- **Performance:** Fast loading times for all pages and media.
- **Security:** SSL certification and data protection.
- **Scalability:** Ability to grow as new content is added.
- **Availability:** High uptime for reliable access.
- **Usability:** Easy-to-navigate and user-friendly design.
- **Compatibility:** Works across devices and browsers.

## Software Requirements:

- Operating System : Windows 10 .
- Language : Html , CSS , JavaScript.
- Text Editor : Vs Code.
- Extension : Live Server

## Hardware Requirements:

- Processor : i5 or above.
- RAM : 8 GB or more.
- Hard Disk : 20GB or more.

## 3.DESIGN

### System Architecture:

It describes the structure and behavior of technology infrastructure of an enterprise, solution or system. In other words, System architecture can be described as the flow of application which is represented below in the pictorial form. The purpose of system architecture activities is to define a comprehensive solution based on principles, concepts, and properties logically related to and consistent with each other. The solution architecture has features, properties, and characteristics which satisfy, as far as possible, the problem or opportunity expressed by a set of system requirements (traceable to mission/business and

stake holders requirements).

System architecture is abstract, conceptualization-oriented, global, and focused to achieve the mission and life cycle concepts of the system. It also focuses on high-level structure in systems and system elements. It addresses the architectural principles, concepts, properties, and characteristics of the system-of-interest. It may also be applied to more than one system, in some cases forming the common structure, pattern, and set of requirements for classes or families of similar or related systems.

The SEBoK considers systems engineering to cover all aspects of the creation of a system, including system architecture.

The majority of interpretations of system architecture are based on the fairly intangible notion of structure (i.e. relationships between elements). Some authors limit the types of structure considered to be architectural: for example, restricting themselves to functional and physical structure. Recent practice has extended consideration to include behavioral, temporal and other dimensions of structure.

ISO/IEC/IEEE 42010 Systems and Software Engineering – Architecture Description (ISO 2011) provides a useful description of the architecture considering the stakeholder concerns, architecture viewpoints, architecture views, architecture models, architecture descriptions, and architecting throughout the life cycle.

A discussion of the features of systems architectures can be found in (Maier and Rechtin 2009).

An attempt to develop and apply a systematic approach to characterizing architecture belief systems in systems engineering has been described by the INCOSE UK Architecture Working Group (Wilkinson et al. 2010, Wilkinson 2010).

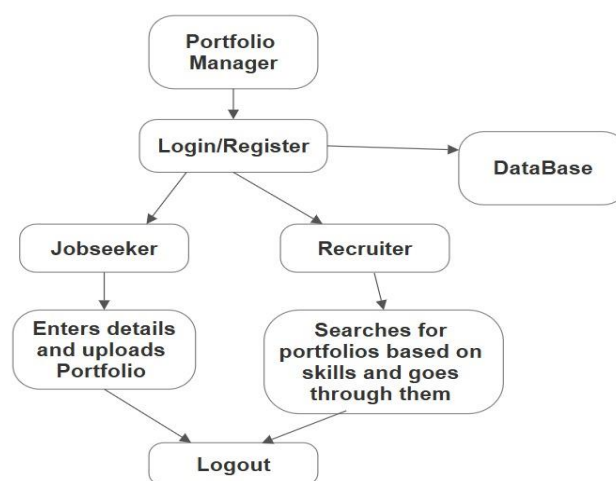


Fig.3.1.1.1 System Architecture

### Technical Architecture:

Technical Architecture refers to the structural process of designing and building system's architecture with focus on the users and sponsors view of the environment. Technology architecture associate's application components from application architecture with technology components representing software and hardware components. Its components are generally acquired in the market place and can be assembled and configured to constitute the enterprise's technological infrastructure. A technical architecture diagram Provides a bird's eye view of the infrastructure of our project. The diagram illustrates how components in a system interact with one another in the large scale of things. Technical Architecture (TA) is a form of IT architecture that is used to design computer systems. It involves the development of a technical blueprint with regard to the arrangement, interaction, and interdependence of all elements so that system-relevant requirements are met.

Throughout the past decade, architecture has become a broadly used term in the context of information technology. This doesn't come as a surprise considering how most companies had to redesign their IT landscape to adopt digital trends like cloud computing software as service (SaaS). This digital transition required not only skilled developing teams

but first and foremost IT architects. In their roles as IT strategists and planners, they map out a target architecture and make sure that all IT decisions align with business goals and requirements.

But IT architecture encompasses a variety of different roles and disciplines that are sometimes difficult to tell apart. This is largely due to highly dynamic nature of IT, its widespread adoption throughout all industries and business that have developed their own practices. In general, there's differentiation between enterprise architecture, solution architecture and technology architecture. In order to understand what technology architecture means, it's helpful to examine the term architecture on its own.

At its core, the term architecture describes the formation of a structure by strategically assembling single components. In this process of assembling, the architect has to adhere to certain rules or requirements like legal constraints, financial constraints or scientific laws.

In the world technology architecture design, the focus lies on technology limitations, meaning that a technology architect makes sure that a new application is compatible with the existing technology at a company by specifying things like the communications network or hardware that it uses

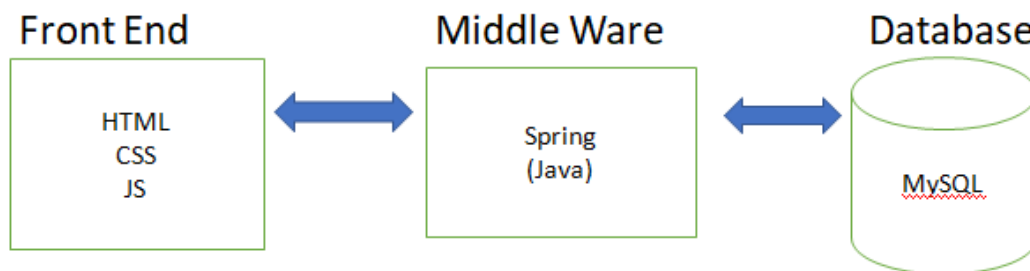


Fig 3.1.2.1 Technical Architecture

## 4.IMPLEMENTATION

### 4.1 Technologies:

This project is developed using PHP, HTML, CSS, and JAVASCRIPT as Client-side technologies, JSP and MYSQL as server-side technologies in Windows environment. This system provides optimized utilization of resources, improved productivity, and efficient management of resources as it is completely computerized and has centralized database maintenance.

- **React Js:**

React is a JavaScript library for building user interfaces. React is used to build single-page applications. React allows us to create reusable UI components. ReactJS is a declarative, efficient, and flexible JavaScript library for building user interfaces. It is an open-source, component-based front-end library that is responsible only for the view layer of the application. ReactJS is not a framework, it is just a library developed by Facebook to solve some problems that we were facing earlier.

- Node.JS:**  
 ReactJS is a declarative, efficient, and flexible JavaScript library for building user interfaces. It is an open-source, component-based front-end library that is responsible only for the view layer of the application. ReactJS is not a framework, it is just a library developed by Facebook to solve some problems that we were facing earlier. Node.js accepts the request from the clients and sends the response, while working with the request node.js handles them with a single thread. To operate I/O operations or requests node.js use the concept of threads.
- CSS:**  
 Cascading Style Sheets, fondly referred to as CSS, is a simply designed language intended to simplify the process of making web pages presentable. CSS allows you to apply styles to web pages. More importantly, CSS enables you to do this independent of the HTML that makes up each web page. CSS is easy to learn and understand, but it provides powerful control over the presentation of an HTML document.
- JavaScript:**  
 JavaScript is a lightweight, cross-platform, and interpreted scripting language. It is well known for the development of web pages, many non-browser environments also use it. JavaScript can be used for Client-side developments as well as Server-side developments. JavaScript contains a standard library of objects, like Array, Date, and Math, and a core set
- of language elements like operators, control structures, and statements.
- Express.Js:**  
 Express.js is a small framework that works on top of Node.js web server functionality to simplify its APIs and add helpful new features. It makes it easier to organize your application's functionality with middleware and routing. It adds helpful utilities to Node.js HTTP objects and facilitates the rendering of dynamic HTTP objects.
- MySQL:**  
 MySQL is an open-source relational database management system (RDBMS). SQL is the abbreviation for Structured Query Language. A relational database organizes data into one or more data tables in which data types may be related to each other; these relations help structure the data. SQL is a language programmer use to create, modify and extract data from the relational database, as well as control user access to the database. In addition to relational databases and SQL, an RDBMS like MySQL works with an operating system to implement a relational database in a computer's storage system, manages users, allows for network access and facilitates testing database integrity and creation of backups.

## 5.SCREENSHOTS

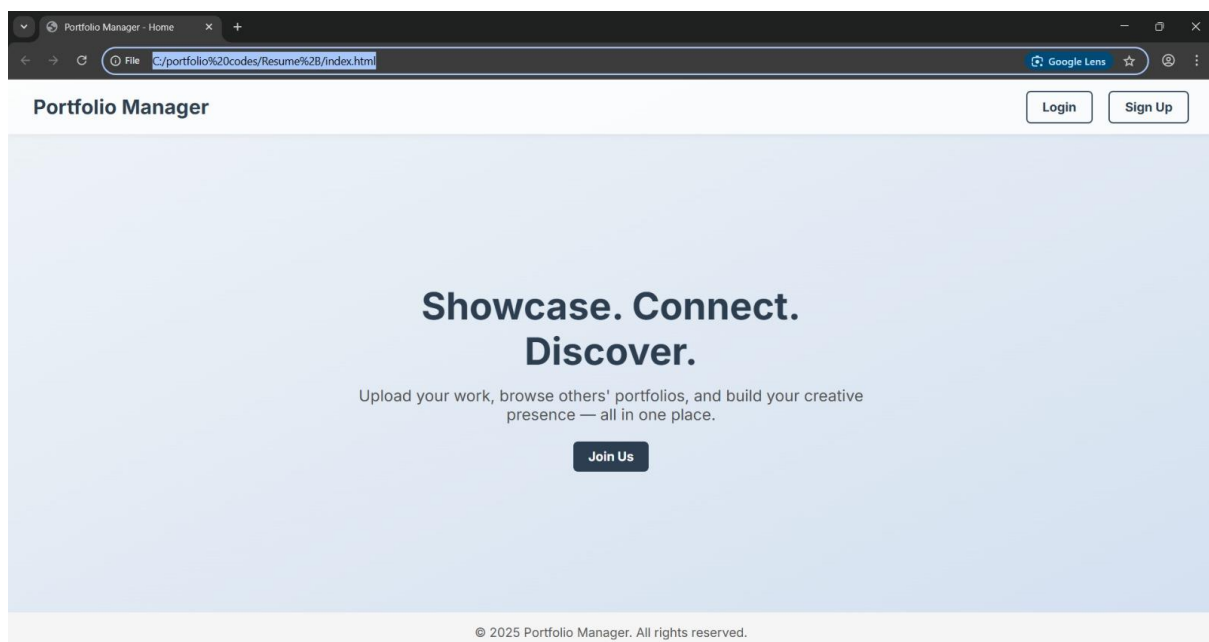
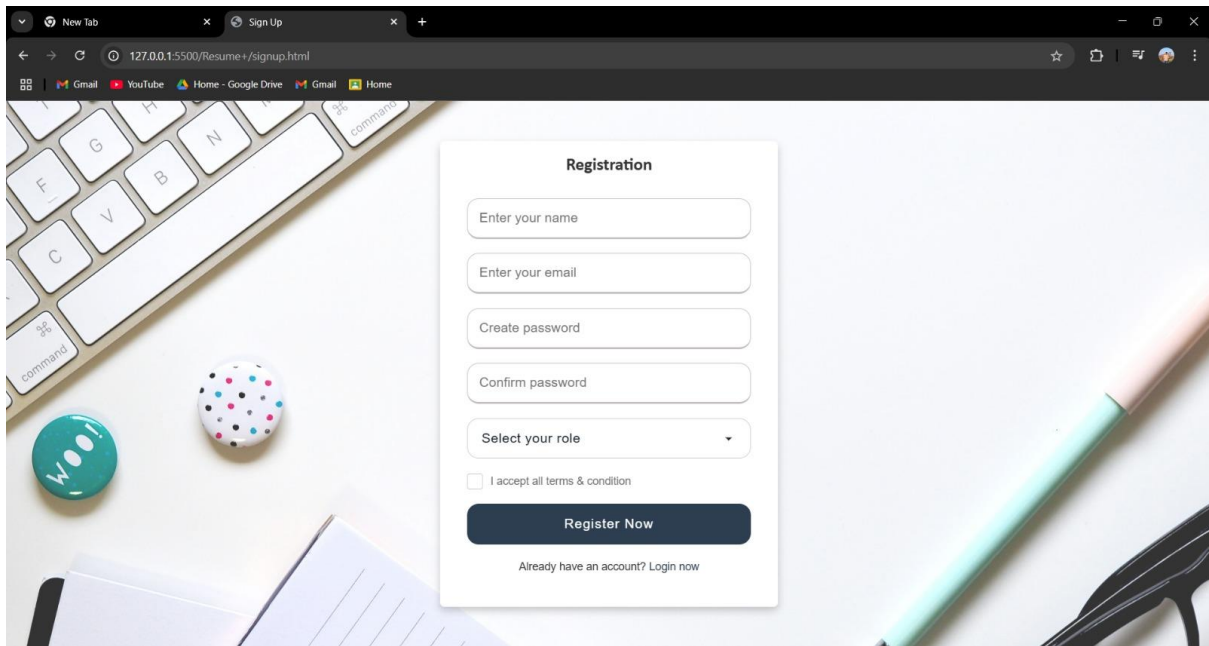


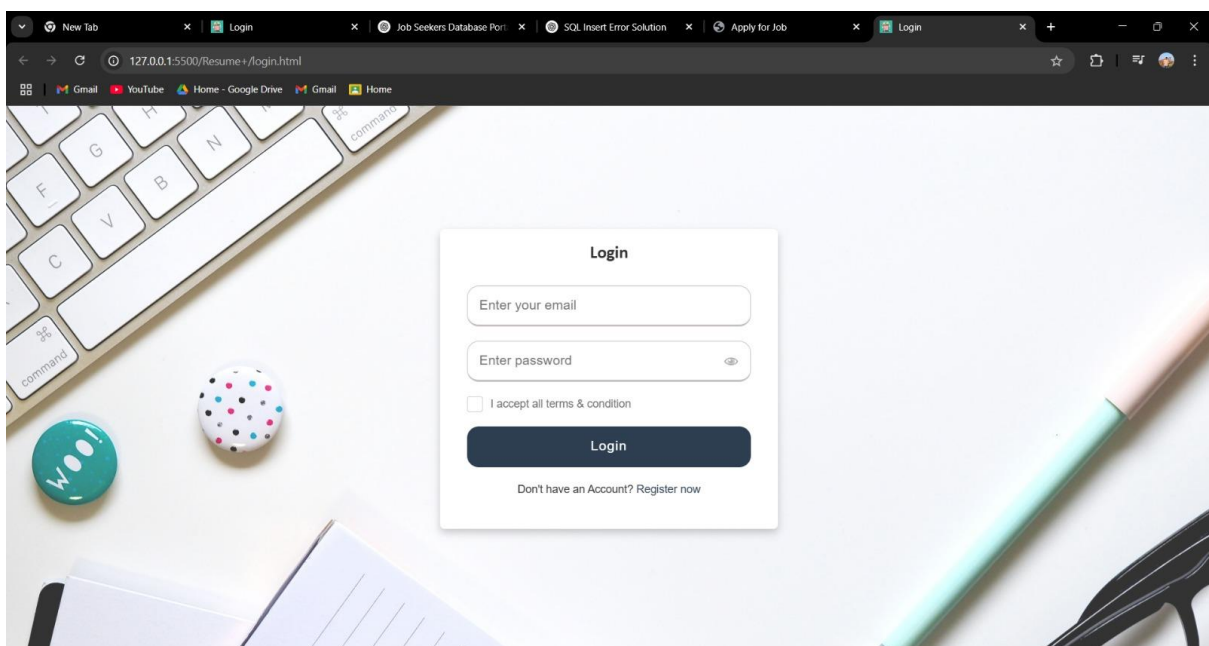
Fig 5.1 Home



The screenshot shows a web browser window with the address bar displaying "127.0.0.1:5500/Resume+/signup.html". The page features a "Registration" form centered on a background image of a desk with a keyboard, a pen, and some buttons. The form includes the following fields and elements:

- Enter your name
- Enter your email
- Create password
- Confirm password
- Select your role (dropdown menu)
- ☐ I accept all terms & condition
- Register Now** (button)
- Already have an account? [Login now](#)

**Fig 5.2 Registration page**

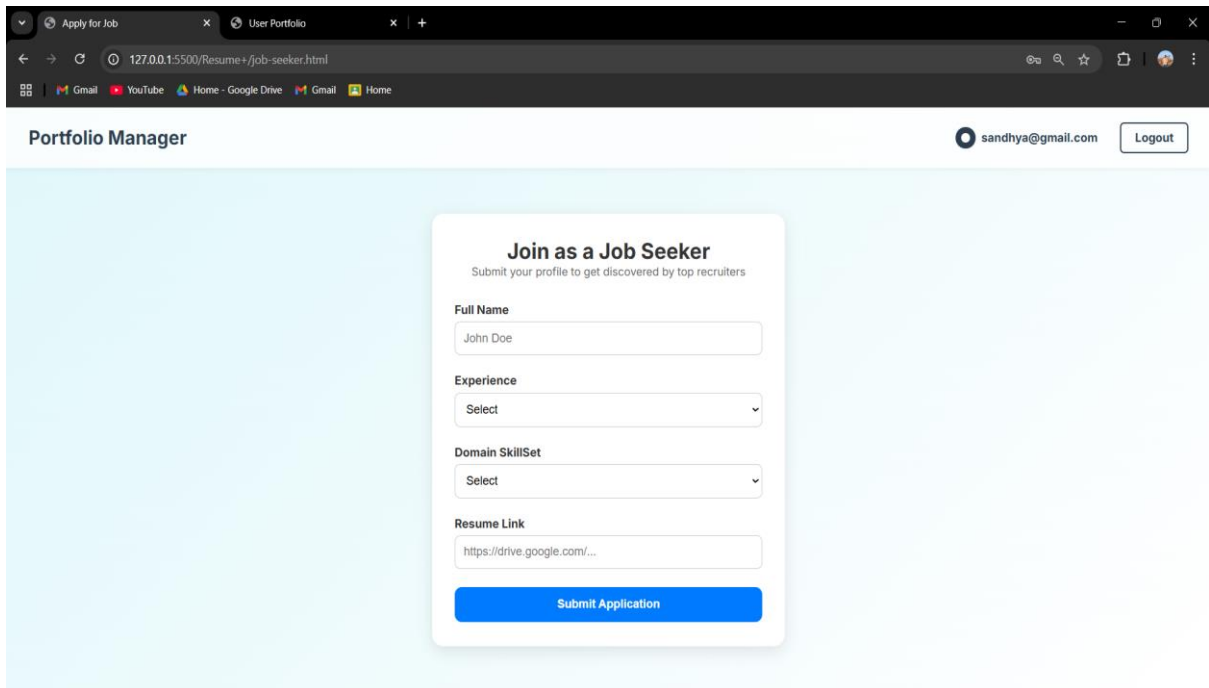


The screenshot shows a web browser window with the address bar displaying "127.0.0.1:5500/Resume+/login.html". The page features a "Login" form centered on the same background image as the registration page. The form includes the following fields and elements:

- Enter your email
- Enter password (with a toggle icon for visibility)
- ☐ I accept all terms & condition
- Login** (button)
- Don't have an Account? [Register now](#)

**Fig 5.3 Login Page**





Portfolio Manager

sandhya@gmail.com Logout

### Join as a Job Seeker

Submit your profile to get discovered by top recruiters

Full Name  
John Doe

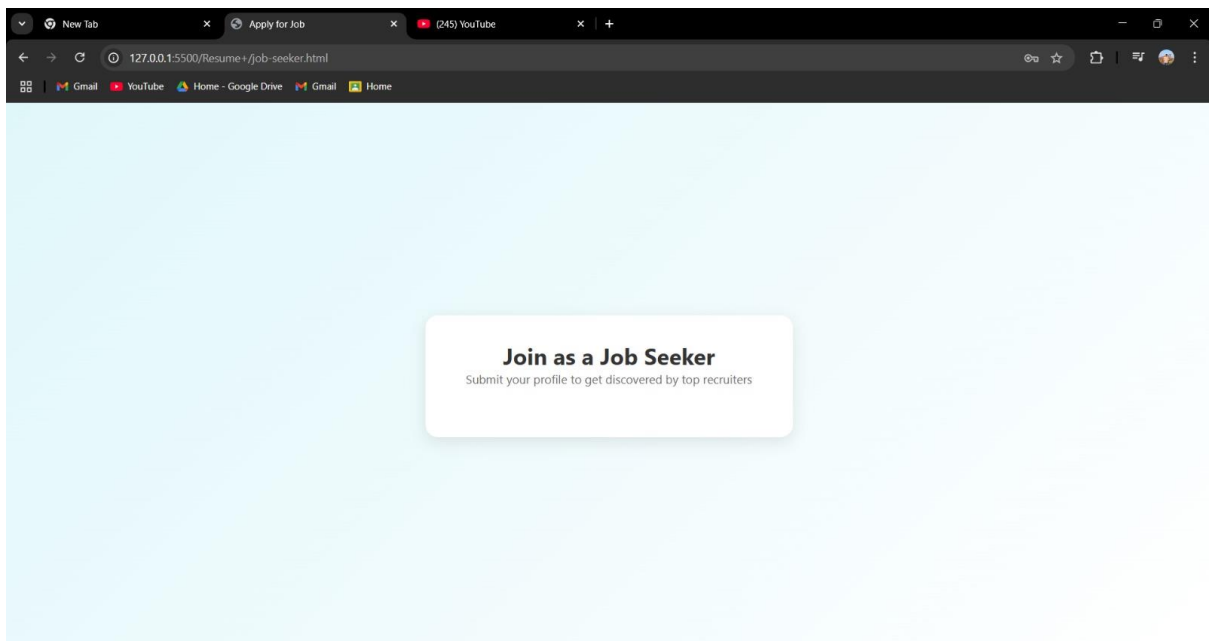
Experience  
Select

Domain SkillSet  
Select

Resume Link  
https://drive.google.com/...

Submit Application

**Fig 5.4 Job Seeker Page**



### Join as a Job Seeker

Submit your profile to get discovered by top recruiters

Full Name  
John Doe

Experience  
Select

Domain SkillSet  
Select

Resume Link  
https://drive.google.com/...

Submit Application

**Fig 5.5 Submission Acknowledgement Page**

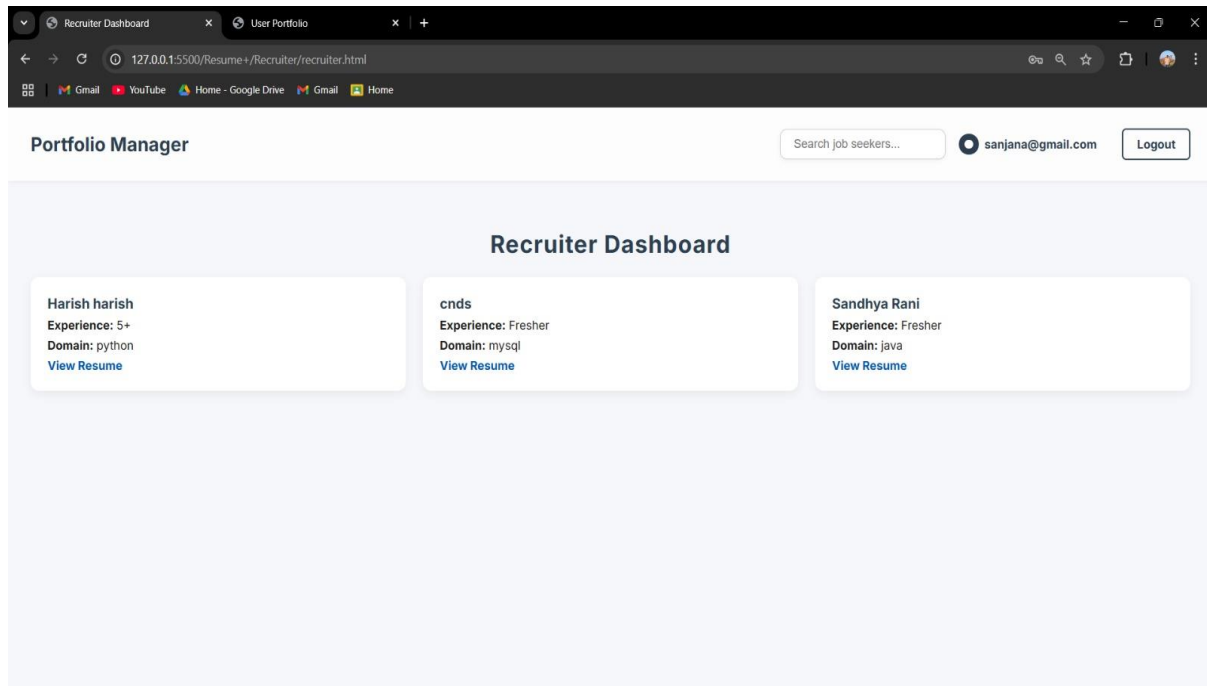


Fig 5.6 Recruiter Page

## 6.CONCLUSION

My portfolio preparation has enabled me to reflect where I am coming from and where I am going, in short who I am, what I have achieved and what I stand for. It was not easy and took a considerable amount of time, but it was worth the introspection. It was also very difficult to decide what to include and what to exclude. However, I am of the opinion that I do qualify to be nominated for this award, as I am extremely energetic, creative, and innovative. I am a teacher at heart, someone who sees my 'job' as calling, someone who takes teaching and learning seriously.

"Building this portfolio website has been a valuable learning experience. It has allowed me to showcase my skills and projects in a professional and engaging manner, establishing a strong online presence and contributing to my personal brand. The insights gained from this project, including the use of [specific technologies] and the application of [design principles], will be invaluable as I continue to refine my skills and pursue opportunities in [your field]. I am excited to continue developing this portfolio and applying the lessons learned to future projects, solidifying my passion for [your field] and empowering me to pursue a successful career."

## REFERENCES

- [1] <http://github.com>
- [2] <http://www.canva.com>
- [3] <http://www.w3schools.com>
- [4] <http://greeksforgreeks.org>
- [5] <http://codewithcurious.com>

[6] <http://www.codingnepal.com>

[7] <http://codewithrandom.com>