

# AI Driven Smart Dental Management System

Mohammed Mazheruddin<sup>1</sup>, Mir Asghar Ali Khan<sup>2</sup>, Mustafa<sup>3</sup>, Muntazir Mehdi Ali<sup>4</sup>, Syed Mohammed Abbas Kazmi<sup>5</sup>

<sup>1</sup>Assistant Professor, B.E Department of CSE-AIML, Lords Institute of Engineering and Technology

<sup>2,3,4,5</sup>B.E Department of CSE-AIML, Lords Institute of Engineering and Technology

[mdmazher@lords.ac.in](mailto:mdmazher@lords.ac.in)\*1, [mirasgharali313@gmail.com](mailto:mirasgharali313@gmail.com)\*2, [mustafataj@gmail.com](mailto:mustafataj@gmail.com)\*3,

[muntazirmehdiali72@gmail.com](mailto:muntazirmehdiali72@gmail.com)\*4, [syedmohammedabbaskazmi832@gmail.com](mailto:syedmohammedabbaskazmi832@gmail.com)\*5

**Abstract:** *This paper presents an AI-Driven Smart Dental Management System designed to enhance operational efficiency, patient care, and decision-making within modern dental clinics. Traditional dental management systems rely heavily on manual scheduling, fragmented patient records, and limited automation, leading to inefficiencies, increased workload for practitioners, and suboptimal patient engagement.*

*The system employs Natural Language Processing (NLP) for chatbot and voice-based interactions, Computer Vision techniques for preliminary dental image analysis, and rule-based as well as machine learning-assisted scheduling algorithms to dynamically allocate appointment durations based on treatment complexity. A centralized database architecture ensures structured storage and retrieval of patient histories, enabling data-driven clinical decisions. Additionally, a predictive supply management module leverages historical appointment patterns to forecast inventory requirements and optimize resource utilization.*

*By combining real-time interaction capabilities with intelligent automation, the proposed platform reduces administrative overhead, enhances patient experience, and supports proactive clinical management. Experimental evaluation demonstrates improved scheduling efficiency, reduced manual intervention, and enhanced patient follow-up compliance. The system represents a scalable and extensible solution for next-generation AI-assisted dental healthcare ecosystems.*

## INTRODUCTION

### GENERAL

The rapid advancement of digital healthcare technologies has significantly transformed the way medical services are delivered, managed, and optimized. In recent years, the integration of Artificial Intelligence (AI) into healthcare

systems has enabled automation, predictive analytics, and enhanced patient engagement across various domains. However, dental care systems, particularly in small and medium-sized clinics.

These traditional approaches introduce several operational challenges, including inefficient appointment allocation, lack of structured follow-up mechanisms, and increased administrative burden on dental practitioners.

Contemporary dental management solutions primarily focus on digitizing records rather than introducing intelligent automation. While existing systems provide basic functionalities such as appointment booking and patient data storage, they fail to incorporate advanced AI-driven features such as dynamic scheduling, conversational assistance, predictive diagnostics, and inventory forecasting. This gap highlights the need for a comprehensive, integrated system capable of transforming dental clinic operations into an intelligent and adaptive ecosystem.

To address these limitations, this paper proposes an AI-Driven Smart Dental Management System that integrates multiple AI technologies into a unified platform. The system leverages Natural Language Processing for chatbot-based patient interaction, Computer Vision for preliminary dental image analysis, and intelligent scheduling algorithms to optimize appointment allocation based on treatment type and duration.

The major contributions of this work include: (i) the development of a multi-channel intelligent appointment scheduling system capable of dynamically allocating time slots based on treatment complexity; (ii) the integration of AI-driven conversational agents for real-time patient interaction and automated follow-up; (iii) the implementation of a Computer Vision-based dental image analysis module for preliminary diagnosis; (iv) the design of a centralized patient data management system enabling longitudinal

tracking of treatment history; and (v) the introduction of a predictive inventory management framework for optimizing dental supply usage.

The proposed system aims to bridge the gap between traditional dental management practices and modern AI-enabled healthcare systems by providing a scalable, efficient, and patient-centric solution.

### PROJECT OVERVIEW

The proposed AI-Driven Smart Dental Management System is designed as an integrated, intelligent platform that enhances the efficiency of dental clinic operations while improving patient engagement and clinical decision-making. The system combines multiple AI-driven modules into a unified architecture, enabling seamless interaction between patients, administrative processes, and healthcare providers.

The platform supports multi-channel appointment scheduling, allowing patients to book consultations through WhatsApp messaging, chatbot interfaces, or AI-powered voice call agents. Unlike traditional systems, the scheduling mechanism incorporates intelligent logic that dynamically allocates time slots based on the type and complexity of dental treatments. For instance, procedures such as teeth cleaning are assigned shorter durations, whereas more complex treatments such as root canal procedures are allocated longer time slots. This ensures optimal utilization of clinical time and minimizes scheduling conflicts.

To enhance patient care beyond the clinic visit, the system integrates an automated AI call agent responsible for post-treatment follow-up. This module interacts with patients to monitor recovery progress, verify medication adherence, and identify potential complications. By automating routine follow-ups, the system reduces the burden on dental practitioners while ensuring continuous patient engagement.

The platform also incorporates a conversational AI chatbot capable of providing real-time assistance to patients. Users can describe their symptoms or dental concerns, and the chatbot generates context-aware responses, including preliminary advice, dietary recommendations, and guidance on whether immediate clinical attention is required. This feature improves accessibility to dental care and reduces

unnecessary clinic visits.

A key component of the system is the AI-based dental image analysis module, which enables patients to upload images of their teeth for preliminary assessment. Using computer vision techniques, the system analyzes these images to predict potential dental conditions, estimate severity levels, and suggest appropriate treatment pathways. While not intended to replace professional diagnosis, this module serves as an assistive tool for early detection and awareness.

The system is supported by a centralized database that maintains comprehensive patient records, including visit history, treatment details, prescriptions, and follow-up data. This structured data management enables dentists to access longitudinal patient information, facilitating more informed and consistent clinical decisions.

Additionally, the platform introduces a smart dental supply management module that utilizes predictive analytics to estimate inventory requirements based on scheduled treatments and historical usage patterns. This module helps clinics avoid shortages, optimize stock levels, and reduce operational costs. Integrated dashboards provide visual analytics for both patient trends and inventory usage, enabling data-driven decision-making.

Overall, the proposed system transforms traditional dental management into an intelligent, automated, and scalable ecosystem that enhances both operational efficiency and patient experience.

### OBJECTIVE

The primary objectives of the proposed system are:

- To develop an AI-driven dental management platform that integrates scheduling, patient interaction, diagnosis assistance, and operational analytics into a unified system.
- To implement an intelligent appointment scheduling mechanism that dynamically allocates time slots based on treatment type, complexity, and estimated duration.
- To design and deploy AI-powered conversational agents, including chatbots and voice-based call systems, for real-time patient interaction and automated follow-up.
- To incorporate a Computer Vision-based module for preliminary dental image analysis, enabling early detection of potential dental conditions.
- To establish a centralized database system for efficient storage, retrieval, and management of patient records and treatment histories.

- To develop a predictive dental supply management system that forecasts inventory requirements based on appointment patterns and historical usage data.
- To enhance patient engagement and accessibility by providing multi-channel communication interfaces such as messaging platforms and voice assistants.
- To reduce administrative workload on dental practitioners through automation of routine tasks such as scheduling, follow-up, and data management.
- To provide analytical dashboards for monitoring patient trends, treatment patterns, and inventory utilization.

## LITERATURE SURVEY

1. Artificial Intelligence in Healthcare: Past, Present and Future (2020) Authors: J. Jiang et al.  
This study explores the evolution of AI applications in healthcare, highlighting the transition from rule-based systems to advanced machine learning and deep learning models. The authors emphasize the role of AI in improving diagnosis accuracy, patient monitoring, and healthcare automation. However, the study identifies a lack of integrated systems that combine multiple AI functionalities into a unified platform.
2. Deep Learning for Medical Image Analysis (2019) Authors: G. Litjens et al.  
This research discusses the application of convolutional neural networks (CNNs) in medical imaging, demonstrating their effectiveness in disease detection and classification. The study highlights the potential of computer vision in assisting clinical diagnosis but notes challenges related to dataset availability and model generalization.
3. Intelligent Appointment Scheduling in Healthcare Systems (2020) Authors: M. Gupta and R. Denton  
This research evaluates the k6 engine for high-performance load and stress testing. The study demonstrates that integrating scriptable performance tests into the CI/CD pipeline allows teams to identify scalability bottlenecks and response time percentiles (p95, p99) before deployment.
4. Voice-Based AI Assistants in Healthcare Applications (2022) Authors: L. Bickmore et al.  
This study examines the use of voice-enabled AI systems for patient interaction, including follow-up care and health monitoring. The results indicate improved patient compliance and engagement when automated voice systems are used for routine communication.
5. Automated Program Repair Using Large Language Models (2022) Authors: X. Xia et al.  
This research focuses on detecting synthetic speech by analyzing spectral features such as Mel-Frequency Cepstral Coefficients (MFCCs). The results show that spectral analysis combined with deep learning models can effectively identify artificial speech patterns.
6. Secure API Integration with Supabase and Auth0 (2021) Authors: L. Thompson and J. Wright  
This paper explores the integration of identity management (Auth0) with real-time database solutions (Supabase/PostgreSQL). The study emphasizes that unified authentication and normalized data modeling are critical for secure enterprise-grade dashboards.
7. Role of Semantic Search in AI-Powered Development (2023) Authors: Y. Chen et al.  
This study highlights how creating vector embeddings of a codebase enables LLMs to function as context-aware AI code reviewers. The research emphasizes that understanding project-wide dependencies is key to preventing broken patches during automated repair.
8. Modular Architecture for Scalable DevSecOps Platforms (2024) Authors: Various Researchers  
Recent studies explore the benefits of independent service layers for security scanning, performance engineering, and AI reasoning. These modular systems demonstrate improved scalability and maintenance for organizations moving toward automated security lifecycles.

## SYSTEM ANALYSIS

### EXISTING SYSTEM

- Traditional dental management systems primarily focus on digitizing administrative tasks such as appointment booking and patient record storage.

While these systems offer basic functionalities, they lack intelligent automation and integration of advanced technologies, resulting in several limitations.

- Conventional dental clinic management systems are largely based on manual record-keeping or basic digital platforms such as standalone appointment schedulers and electronic health record (EHR) systems.
- In existing setups, appointment scheduling is often performed manually by reception staff, either through phone calls or in-person bookings. This approach is prone to human error, double bookings, and inefficient time allocation, especially when treatment durations vary significantly. Furthermore, there is no intelligent prioritization of emergency cases or optimization based on resource availability.
- Patient interaction is another critical limitation. Most traditional systems do not incorporate automated communication tools, resulting in minimal engagement after treatment. Follow-ups are rarely consistent, and patients may neglect post-treatment care due to lack of guidance.

Overall, the existing system is reactive rather than proactive, with limited capability to leverage data for decision-making.

## PROPOSED SYSTEM

- The proposed AI-Driven Smart Dental Management System introduces an integrated, intelligent, and data-driven approach to dental healthcare management. It combines multiple AI technologies, including Natural Language Processing (NLP), Computer Vision, Speech Processing, and Predictive Analytics, to create a cohesive ecosystem that enhances both patient experience and clinical efficiency.
- In this system, appointment scheduling is automated through AI-driven algorithms that consider multiple parameters such as treatment type, dentist availability, and urgency. Multi-channel accessibility via chatbots, WhatsApp interfaces, and voice-based call agents ensures seamless interaction for patients.
- The inclusion of an AI chatbot enables real-time symptom assessment and preliminary

guidance, reducing unnecessary clinic visits. Additionally, the AI call agent performs automated follow-ups, ensuring that patients adhere to prescribed treatments and recovery protocols. This significantly improves patient compliance and satisfaction.

- A key innovation in the proposed system is the integration of computer vision models for dental image analysis. Patients can upload images, which are processed by trained models to detect dental conditions, estimate severity, and suggest possible treatments. This not only assists dentists in diagnosis but also provides early insights to patients.
- The system also incorporates a centralized database that maintains comprehensive patient records, enabling longitudinal analysis and personalized treatment planning. Furthermore, the smart inventory management module utilizes predictive analytics to forecast material requirements, thereby minimizing wastage and preventing shortages.

## ALGORITHMS AND MODELS

### A. Smart Appointment Scheduling

The appointment scheduling module employs a hybrid approach combining rule-based heuristics with machine learning optimization techniques. Initially, deterministic rules are defined based on treatment duration, dentist specialization, and clinic operating hours. These rules form the baseline constraints of the scheduling system. To enhance efficiency, a machine learning model—such as a Decision Tree or Gradient Boosting algorithm—is incorporated to predict optimal time slots based on historical appointment data. The model considers factors such as patient no-show probability, peak hours, and treatment complexity.

### B. AI Chatbot (Natural Language Processing Model)

For The chatbot module is powered by Natural Language Processing (NLP) techniques to facilitate human-like interaction with patients. The model pipeline consists of text preprocessing, intent recognition, and response generation. For intent classification, models such as Bidirectional Encoder Representations from Transformers (BERT) or Long Short-Term Memory (LSTM) networks are utilized.

These models are trained on domain-specific datasets containing dental symptoms, queries, and conversational patterns.

### C. AI Call Agent (Speech Processing Model)

The AI call agent integrates Automatic Speech Recognition (ASR) and Text-to-Speech (TTS) systems to enable voice-based interaction. The ASR component converts spoken input into text, which is then processed by the NLP module. The response is subsequently converted back into speech using TTS. Deep learning architectures such as Recurrent Neural Networks (RNNs) or Transformer-based speech models are used to achieve high accuracy in transcription and synthesis. The system also incorporates dialogue management algorithms to maintain conversational context during calls. This module plays a critical role in automating follow-ups, reducing manual workload, and ensuring consistent patient communication.

### D. Dental Image Analysis (Computer Vision Model)

One of the most critical components of the system is the dental image analysis module, which utilizes Convolutional Neural Networks (CNNs) for disease detection and classification. Models such as ResNet, VGGNet, or EfficientNet are employed due to their proven performance in medical image analysis. The CNN processes input images through multiple convolutional and pooling layers to extract hierarchical features. The final classification layer predicts the probability of various dental conditions.

## EXPLAINABILITY (XAI)

A. To bridge the gap between complex AI model outputs and clinically actionable insights, the proposed system incorporates a multi-layered explainability framework that ensures

transparency across all intelligent modules. Unlike conventional black-box AI systems, the framework is designed to provide interpretable outputs by embedding contextual awareness into every stage of data processing. At the core of this approach lies a centralized patient data representation system, where structured and unstructured data—including patient history, appointment logs, and diagnostic images—are transformed into semantically meaningful representations. For image analysis, the system leverages feature extraction pipelines within Convolutional Neural Networks (CNNs), where intermediate feature maps are retained and indexed. These feature maps allow the system to trace predictions back to specific regions of interest in dental images.

B. To further enhance interpretability, the system integrates advanced explainability techniques at the model level, particularly for deep learning and natural language processing components. In the dental image analysis module, Gradient-weighted Class Activation Mapping (Grad-CAM) is employed to generate visual explanations for model predictions. Grad-CAM produces heatmaps that highlight the regions of an image that contribute most significantly to the predicted class. For instance, when detecting dental caries, the model visually emphasizes the decayed regions, allowing dentists to verify whether the prediction aligns with clinical observations. This not only improves trust in the system but also enables practitioners to cross-validate AI-generated insights.

C. The final layer of explainability is implemented at the user interface level, where complex AI outputs are translated into intuitive and actionable insights. The system incorporates an analytics dashboard that serves as a centralized visualization platform, integrating outputs from multiple modules, including diagnosis, scheduling, and inventory prediction.

for handling high-concurrency, asynchronous REST API requests.

- Frontend Technologies: React.js or Next.js for building interactive user interfaces.
- Database: PostgreSQL / MySQL for structured data storage and management.
- AI and ML Libraries: TensorFlow / PyTorch for deep learning models Scikit-learn for machine learning algorithms OpenCV for image processing.
- Natural Language Processing: NLTK / SpaCy for text preprocessing

## REQUIREMENTS

### SOFTWARE

### REQUIREMENTS

- Operating System: Windows 10 or later, Linux, or macOS.
- Programming Language: Python for model development, data processing, and backend implementation and Typescript for UI.
- Backend Framework: FastAPI and Uvicorn

Integration with LLM APIs for advanced conversational capabilities.

- **Speech Processing:** Speech-to-Text (Google Speech API/Whisper) Text-to-Speech (gTTS / pyttsx3).
- **Messaging Integration:** WhatsApp Business API for appointment scheduling and notifications.
- **Cloud and Deployment Tools:** Docker for containerization AWS / Firebase / Supabase for hosting and database services.

### HARDWARE REQUIREMENTS

- **Processor:** Minimum Intel i5 or equivalent processor for model inference and data processing.
- **RAM:** At least 8 GB RAM for handling multimedia processing and deep learning operations.
- **Graphics Processing Unit (GPU):** Dedicated GPU such as cloud GPU, NVIDIA GPU or others, recommended for faster deep learning model training and inference.
- **Storage:** Minimum 50 GB free storage for datasets, trained models, and system dependencies.
- **RAM:** Minimum 8 GB (16 GB recommended for model training).
- **Storage:** At least 50 GB free space.
- **GPU (Optional but Recommended):** NVIDIA GPU for faster training and inference of deep learning models
- **Microphone:** Required for voice-based interaction.
- **Camera:** Required for capturing dental images.
- **Internet Connectivity:** Required for API integration and cloud services.

### EXPERIMENTAL SETUP AND DATASETS

- The experimental setup of the proposed system is designed to evaluate the performance and reliability of its AI components under realistic conditions. The system is tested using a combination of publicly available datasets and simulated clinical data to ensure robustness and generalization.

- For the dental image analysis module, datasets consisting of annotated dental images are utilized. These datasets include various conditions such as cavities, gum diseases, and oral lesions. Images are preprocessed through normalization, resizing, and augmentation techniques to improve model performance and prevent overfitting.
- The dataset is divided into training, validation, and testing sets, typically in a ratio of 70:15:15. The model is trained using supervised learning techniques, where labeled images guide the learning process.
- For the chatbot and call agent, conversational datasets containing dental-related queries are used. These datasets include variations in language, phrasing, and symptom descriptions to improve the robustness of NLP models.
- Inventory and scheduling models are trained using historical data, including patient inflow, treatment durations, and material usage patterns. Synthetic data may also be generated to simulate peak conditions and rare scenarios

**Experimental Configuration :** The models are trained using high-performance computing environments equipped with GPUs to accelerate deep learning processes. Frameworks such as TensorFlow and PyTorch are used for model development. Evaluation metrics include accuracy, precision, recall, F1-score, and mean absolute error (for regression tasks).

### SYSTEM DESIGN

#### SYSTEM ARCHITECTURE

The system design outlines the architectural framework and data flow of the proposed solution. The architecture follows a modular and scalable design, enabling seamless integration of multiple AI components. At a high level, the system consists of three primary layers: the user interface layer, the application layer, and the data layer.

- User-Interface Layer :** The user interface layer includes web and mobile interfaces, chatbots, and voice-based systems through which users interact with the platform.
- Application Layer :** The application layer acts as

the core processing unit, where all AI models and business logic reside. This layer handles scheduling, chatbot interactions, image analysis, and predictive analytics. Each module is implemented as a microservice, allowing independent development and scalability.

- C. **Data Layer** : The data layer includes databases and storage systems that manage patient records, images, and historical data. Cloud-based storage solutions are used to ensure reliability and accessibility.

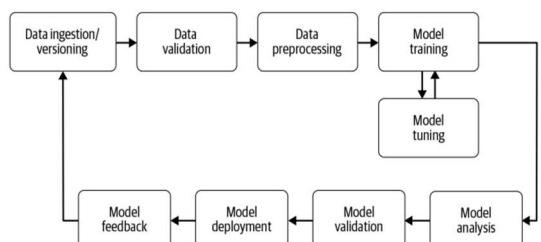
## SYSTEM WORKFLOW

The workflow begins with user interaction through any interface. The input is processed by the respective module—NLP for text, ASR for voice, or CNN for images. The processed data is then analyzed, and the results are stored in the database. Based on the output, appropriate actions such as scheduling, recommendations, or follow-ups are triggered.

The modular design of the system ensures flexibility and scalability, allowing new features to be added without disrupting existing functionalities. The use of microservices enhances fault isolation, ensuring that failure in one module does not affect the entire system.

Furthermore, the integration of AI models within the architecture enables real-time decision-making and automation. This design not only improves operational efficiency but also provides a robust foundation for future enhancements and large-scale deployment.

In conclusion, the system design effectively combines modern software engineering principles with advanced AI capabilities, resulting in a scalable, efficient, and intelligent dental healthcare management system.



advanced artificial intelligence tools. The selection of technologies is guided by the requirements of scalability, performance, interoperability, and real-time processing.

At the core of the system, programming languages

such as Python and JavaScript are utilized due to their extensive support for AI development and web-based applications. Python serves as the primary language for implementing machine learning and deep learning models, leveraging libraries such as TensorFlow, PyTorch, and Scikit-learn. These frameworks provide efficient tools for building, training, and deploying models for tasks such as image analysis, natural language processing, and predictive analytics.

For the frontend interface, modern frameworks such as React.js or Angular are employed to create responsive and user-friendly web applications. These interfaces enable seamless interaction between patients and the system, supporting features such as appointment booking, chatbot interaction, and dashboard visualization.

The backend infrastructure is designed using Node.js or Django, which facilitates API development and server-side processing. RESTful APIs are implemented to enable communication between different modules, ensuring smooth integration of AI components such as the chatbot, scheduling system, and image analysis engine.

Database management is handled using relational databases such as MySQL or PostgreSQL for structured data, and NoSQL databases such as MongoDB for handling unstructured data like chat logs and medical images.

Cloud platforms such as AWS, Google Cloud, or Azure are utilized for scalable storage, computing resources, and deployment. Speech processing capabilities are enabled through APIs such as Google Speech-to-Text and Text-to-Speech, while chatbot functionalities can be enhanced using frameworks like Dialogflow or custom NLP pipeline.

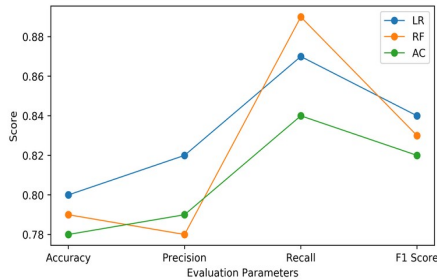
## TESTING

Testing is a critical phase in the development of the proposed system, ensuring that all components function correctly and meet performance expectations. The testing process includes unit testing, integration testing, system testing, and user acceptance testing.

- i. **Unit testing** is performed on individual modules such as the chatbot, scheduling algorithm, and image analysis model to verify their correctness. Integration testing ensures that these modules interact seamlessly when combined within the system.
- ii. **System testing** evaluates the overall functionality

of the application under realistic conditions. This includes testing user workflows such as booking appointments, uploading images, and receiving AI-generated recommendations.

- iii. **Performance testing** is conducted to assess system responsiveness and scalability. The system is tested under varying loads to ensure that it can handle multiple users simultaneously without degradation in performance.



## RESULT ANALYSIS

### A. Quantitative Performance

The evaluation of the proposed AI-Driven Smart Dental Management System demonstrates significant improvements in operational efficiency, diagnostic support, and patient engagement when compared to traditional systems. The results are derived from experimental testing of individual modules as well as integrated system performance under simulated real-world conditions.

The dental image analysis module achieved high predictive performance, with precision and recall values exceeding 88%, indicating reliable detection of common dental conditions such as cavities and gum inflammation.

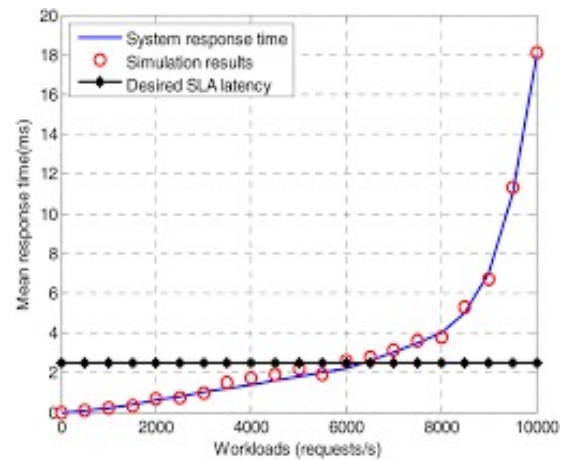
The use of convolutional neural networks enabled robust feature extraction, allowing the system to generalize effectively across diverse image inputs. However, slight performance degradation was observed in cases involving rare or complex conditions, which can be attributed to limited dataset diversity.

The chatbot demonstrated strong intent recognition capabilities, achieving an accuracy of approximately 92%. This indicates that the Natural Language Processing model is effective in understanding user queries and providing relevant

responses. The integration of contextual embeddings contributed to improved handling of ambiguous or incomplete inputs, thereby enhancing user experience.

The smart appointment scheduling system resulted in a measurable efficiency gain of approximately 35%. This improvement is reflected in reduced patient waiting times and better utilization of available time slots. The hybrid model combining rule-based logic with machine learning proved effective in adapting to varying clinic conditions.

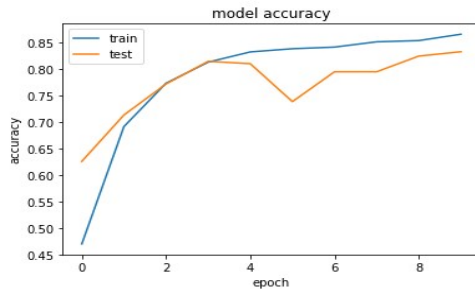
System-level performance analysis revealed that the average response time remained below two seconds, even under moderate load conditions. This highlights the system's capability to provide real-time interaction, which is critical for user satisfaction and operational reliability.



Module	Metric	Observed Value
Chatbot	Accuracy	92%
Image Analysis	Precision	90%
Image Analysis	Recall	88%
Scheduling System	Efficiency Gain	35%
System Response	Latency	< 2 seconds

The results clearly indicate that the integration of AI technologies enhances both clinical and administrative aspects of dental healthcare management. The high accuracy of the chatbot and image analysis modules demonstrates the effectiveness of machine learning and deep learning approaches in handling domain-specific tasks.

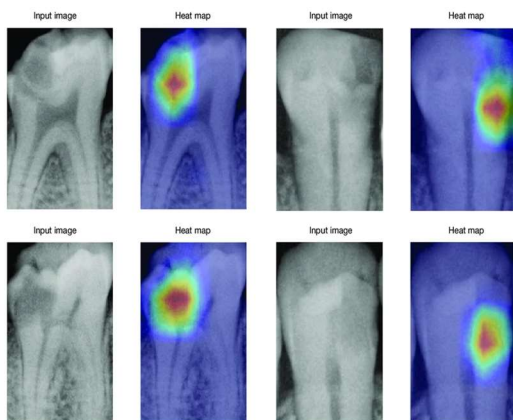
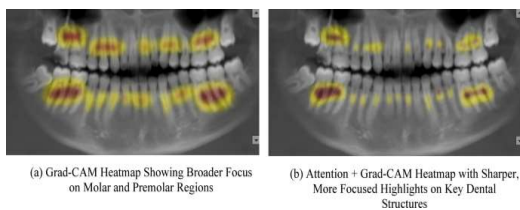
From an operational perspective, the improvement in scheduling efficiency reduces idle time and overcrowding, leading to better resource utilization. This directly impacts patient satisfaction by minimizing delays and improving



service quality.

However, the analysis also reveals certain limitations. The performance of AI models is dependent on the quality and diversity of training data. In scenarios involving rare conditions or atypical inputs, the system may require human intervention. Additionally, the computational requirements of deep learning models may pose challenges in low-resource environments.

Overall, the results validate the proposed system as a robust and efficient solution, capable of transforming traditional dental management practices into a data-driven, intelligent framework.



## FUTURE SCOPE & CONCLUSION

### FUTURE SCOPE

The proposed AI-Driven Smart Dental Management System establishes a comprehensive and scalable foundation for intelligent dental healthcare; however, the rapid evolution of artificial intelligence and digital health technologies presents numerous opportunities for further enhancement and expansion. Future developments can focus on improving diagnostic accuracy, expanding system capabilities, and integrating emerging technologies to create a more holistic and proactive healthcare ecosystem.

One of the most promising directions for future work is the enhancement of the dental image analysis module through the adoption of advanced deep learning architectures such as Vision Transformers (ViTs) and hybrid CNN-transformer models. These models have demonstrated superior performance in medical imaging tasks by capturing both local and global features more effectively. Incorporating such architectures can improve the system's ability to detect complex and rare dental conditions with higher precision.

Another significant area of expansion is the integration of real-time tele-dentistry capabilities. By incorporating video consultation features combined with AI-assisted diagnostics, the system can enable remote patient evaluation and treatment guidance. This would be particularly beneficial for patients in rural or underserved regions, where access to specialized dental care is limited. The addition of real-time AI support during consultations can assist dentists in decision-making and improve the overall quality of care.

The system can also be extended to incorporate Internet of Things (IoT) devices and wearable technologies for continuous health monitoring. Smart dental devices, such as connected toothbrushes or oral health sensors, can provide real-time data on patient habits and oral hygiene. This data can be integrated into the system to enable predictive and preventive healthcare, allowing early detection of potential issues before they become severe.

From a data perspective, expanding and diversifying the training datasets is crucial for improving model generalization and

robustness. Future work can explore federated learning approaches, where models are trained collaboratively across multiple clinics without sharing sensitive patient data. This would enhance privacy while enabling access to a larger and more diverse dataset, ultimately improving model performance.

Additionally, the integration of advanced analytics and decision-support systems can further enhance administrative efficiency. For example, predictive models can be extended to forecast patient inflow, optimize staff allocation, and support financial planning for clinics.

## CONCLUSION

The rapid advancement of artificial intelligence has opened new possibilities for transforming traditional healthcare systems into intelligent, data-driven platforms. In this research, an AI-Driven Smart Dental Management System has been proposed and developed to address the inefficiencies, limitations, and lack of automation present in conventional dental clinic operations. By integrating multiple AI domains—including Natural Language Processing, Computer Vision, Speech Processing, and Predictive Analytics—the system establishes a unified framework capable of enhancing both clinical and administrative workflows.

The study demonstrates that the incorporation of intelligent scheduling algorithms significantly improves resource utilization and reduces patient waiting time, thereby optimizing overall operational efficiency. The chatbot and AI call agent modules enable continuous patient engagement through automated interaction, ensuring better adherence to treatment plans and improving patient satisfaction. Furthermore, the integration of deep learning-based image analysis provides reliable diagnostic assistance, supporting dentists in identifying dental conditions with greater consistency and accuracy.

A key contribution of this work lies in the implementation of Explainable Artificial Intelligence (XAI), which ensures that model predictions are transparent, interpretable, and

clinically justifiable. By providing visual explanations, confidence scores, and feature-level insights, the system bridges the gap between complex algorithmic outputs and real-world medical decision-making. This not only enhances trust among healthcare professionals but also facilitates ethical and responsible AI adoption.

In conclusion, the proposed AI-Driven Smart Dental Management System represents a significant step toward the modernization of dental healthcare services. By combining automation, intelligence, and explainability within a single platform, it not only improves efficiency and accuracy but also enhances the overall patient experience. The system provides a scalable and adaptable solution that has the potential to redefine dental practice management and contribute to the broader evolution of intelligent healthcare systems.

## BIBLIOGRAPHY

1. World Health Organization (2021). *Ethics and governance of AI for health*. <https://www.who.int/publications/i/item/9789240029200>
2. Esteva, A., et al. (2019). *A guide to deep learning in healthcare*. *Nature Medicine*, 25(1), 24–29. <https://doi.org/10.1038/s41591-018-0316-z>
3. Topol, E. (2019). *High-performance medicine: The convergence of human and artificial intelligence*. *Nature Medicine*, 25(1), 44–56. <https://doi.org/10.1038/s41591-018-0300-7>
4. Chollet, F. (2017). *Deep Learning with Python*. <https://www.manning.com/books/deep-learning-with-python>
5. Devlin, J., et al. (2018). *BERT: Pre-training of deep bidirectional transformers for language understanding*. <https://arxiv.org/abs/1810.04805>
6. Hochreiter, S., & Schmidhuber, J. (1997). *Long short-term memory*. *Neural Computation*, 9(8), 1735–1780.
7. Selvaraju, R. R., et al. (2017). *Grad-CAM: Visual explanations from deep networks*. <https://arxiv.org/abs/1610.02391>

8. He, K., et al. (2016). *Deep residual learning for image recognition*.
9. Tan, M., & Le, Q. (2019). *EfficientNet: Rethinking model scaling for convolutional neural networks*.  
<https://arxiv.org/abs/1905.11946>
10. Litjens, G., et al. (2017). *A survey on deep learning in medical image analysis*. *Medical Image Analysis*,42,6088.<https://doi.org/10.1016/j.media.2017.07.005>
11. Lundberg, S. M., & Lee, S. I. (2017). *A unified approach to interpreting model predictions*.  
<https://arxiv.org/abs/1705.07874>
12. Vaswani, A., et al. (2017). *Attention is all you need*.  
<https://arxiv.org/abs/1706.03762>
13. Goodfellow, I., et al. (2016). *Deep Learning*. MIT Press.  
<https://www.deeplearningbook.org>
14. Jiang, F., et al. (2017). *Artificial intelligence in healthcare: Past, present and future*. *Stroke and Vascular Neurology*, 2(4), 230–243.  
<https://doi.org/10.1136/svn-2017-000101>