



IJITCE

ISSN 2347- 3657

International Journal of

Information Technology & Computer Engineering

www.ijitce.com



Email : ijitce.editor@gmail.com or editor@ijitce.com

WIND POWER GENERATION WITH TRANSFORMER LESS OPERATION WITH CSI IN OFFSHORE CONDITION

B.Pardha saradhi¹, N.Shiva prasad², B.Sravani³

¹Associate Professor, Department of EEE, BRILLIANT GRAMMAR SCHOOL EDUCATIONAL SOCIETY'S GROUP OF INSTITUTIONS-INTEGRATED CAMPUS Abdullapurmet (V), Abdullapurmet (M), R.R Dt. Hyderabad-501505

²Assistant Professor, Department of EEE, BRILLIANT GRAMMAR SCHOOL EDUCATIONAL SOCIETY'S GROUP OF INSTITUTIONS-INTEGRATED CAMPUS Abdullapurmet (V), Abdullapurmet (M), R.R Dt. Hyderabad-501505

³UG Student, Department of EEE, BRILLIANT GRAMMAR SCHOOL EDUCATIONAL SOCIETY'S GROUP OF INSTITUTIONS-INTEGRATED CAMPUS Abdullapurmet (V), Abdullapurmet (M), R.R Dt. Hyderabad-501505

ABSTRACT:

Offshore wind ranches along with series-interconnected constructs are really motivating setups because tough together with pricey abroad substations may be removed. Within this paper, a tool consistency transformer (MFT)-positioned wind power change tool is really recommended for such wind ranches based upon existing source converters. The present minute setup contains a tool voltage sturdy magnetic synchronized electric generator that is in truth affixed to a reduced passive rectifier, an MFT-based cascaded converter, in addition to an onshore existing source inverter. Besides meeting routine monitoring objectives (max power aspect monitoring, dc-link existing surveillance, along with in addition receptive electrical power standard), this research study endeavors to make certain continually dispersed electrical power in addition to present sharing amongst the component elements gave the put structure from the MFT-based converter. On top of that, this research study thoroughly examines the excellent quality from decoupling in between the voltage/power harmonizing from the mobile converter along with in addition the various other command objectives. Unavoidably, each

similarity together with speculative outcome is really provided to show the efficiency from the encouraged body.

Keywords: *Wind power generation, PMSG, Speed, Transformerless, BESS, Non linear load, MFT.*

1. INTRODUCTION:

The ecological impact (effective in being in fact paid attention to yell along with visuals impact) is really excess in abroad usages. On the ground from the association methods for spin generators in abroad wind ranches in addition to the costs from the ability to come to be common, the wind vitality alteration framework (WECS) intended in composing as well as additionally understood almost can be bought in to 4 kinds. Together with A/c Company as well as additionally greater existing turning existing (HVAC) transmission tools, side central air association in addition to greater existing right existing (HVDC) transmission bodies, side to side dc association in addition to HVDC transmission systems, in

addition to arrangement Dc Company as well as additionally HVDC transmission systems. The HVAC framework shows out for application where the transmission various is in fact much less than FIFTY kilometers, while HVDC system plans the marketplace area when the transmission get rid of is in fact much longer contrasted to FIFTY kilo meters. All from these arrangements besides the 4th one need abroad substation which is really unbelievably considerable as well as likewise horrendous. Besides thinking about steadfast excellent quality as well as likewise performance as standard imperatives for all seaside adjustment devices, the point of views as well as likewise body weights from the sections are really especially

necessary for abroad framework. The collected mass from the system that is really affected as a result of the abroad substation totally impacts the cost in addition to different feature from the international wind expands. In this certain method, the 4th one (strategy dc association along with HVDC transmission system) is really progressively emphasized in check out due to that this can conserve completely established you back due to the truth that the uncomfortable in addition to pricey international substation might be discarded. This large in addition to large transformer significantly improves the body weight along with volume from the nacelle along with technological fear from the high. Nowadays components might take care of better existing along with existing positions, the electric power decrease decreases as well as likewise the devices happen far more credible for the command from megawatt array electric power as a result of the power digital gadgets as

a rapidly developing development. The price is really still minimizing, as well as additionally power converters are in fact winding up being a lot more attractive which recommends reinforcing the effectiveness from renewable resource manufacturing systems. The sale from an input HVAC power at a supplied uniformity in addition to existing to an outcome power at different uniformity as well as likewise present might be safeguarded in addition to fixed circuits referred to as electric power converters, containing workable electric power electronic devices. Numerous power converters have really been in fact developed to please the needs from the renewable resource production. Each from every one of them has some rewards along with some drawbacks. The regular converter existing level continues to be in the range of 380- 690 V as an outcome of the lowered power generator existing position in addition

to utilizing two-level converter location.

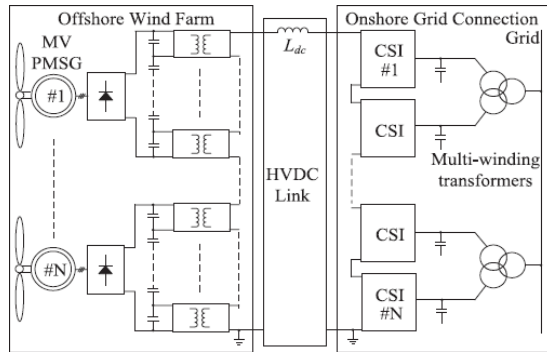


Fig.1.1. Block model diagram.

2. PREVIOUS STUDY:

On the manner from the hookup systems from wind generators in foreign wind ranches and also the attributes from the electrical power to become provided, the wind electricity transformation body managed in literary works and also applied almost could be categorized in to 4 styles: identical a/c relationship and also higher current varying existing gear box units, identical HVAC hookup as well as higher current straight present (HVDC) gear box bodies, identical dc relationship as well as HVDC gear box devices, as well as set dc link and

also HVDC gear box devices. The HVAC device appropriates for app where the gear box range is actually less than FIFTY kilometers, while HVDC unit controls the marketplace when the gear box proximity is actually longer in comparison to FIFTY kilometers. All these arrangements apart from the 4th one (set dc link as well as HVDC gear box body) require overseas substation which is actually incredibly cumbersome as well as pricey. Other than taking into consideration integrity as well as effectiveness as principal required for all onshore transformation bodies, the impacts and also body weights from the elements are actually specifically essential for overseas commercial infrastructure. Offshore wind ranches along with series-interconnected constructs are actually encouraging arrangements due to the fact that large and also pricey overseas substations may be done away with. In this particular newspaper, a tool regularity

transformer (MFT)- located wind electricity transformation body is actually recommended for such wind ranches based upon present resource converters. The here and now arrangement is composed of a channel current long-lasting magnetic simultaneous electrical generator that is actually hooked up to a low-priced passive rectifier, an MFT-based cascaded converter, and also an onshore existing resource inverter. Other than meeting standard command purposes (optimum electrical power aspect monitoring, dc-link present command, and also sensitive electrical power rule), this research ventures to make sure equally dispersed energy as well as current sharing amongst the component elements provided the poured framework from the MFT-based converter. Additionally, this study completely goes over the attribute from decoupling in between the voltage/power harmonizing from the mobile converter as well as the

various other management goals. Ultimately, each likeness and also speculative end results are actually delivered to show the efficiency from the suggested unit.

3. PROPOSED SYSTEM:

A medium-frequency transformer (MFT)-located wind power sale unit is actually recommended for such wind ranches according to present resource converters. Today setup includes a channel current long-lasting magnetic simultaneous power generator that is actually attached to an inexpensive passive rectifier, an MFT-based cascaded converter, as well as an onshore present resource inverter. The mobile converter participates in critical jobs in the suggested WECS. Initially, this is actually favorable for obtaining both MPPT and also grid-side command. Second, MFT is actually hired due to the electrical generator protection problem which has actually been actually talked about in the previous

area, hence certainly not repetitive listed here. As opposed to making use of cumbersome low-frequency transformers, MFTs are actually hired offered their conveniences from higher electrical power quality and also effortless foreign building and construction. On top of that, a mobile concept is actually applied according to an amount of tissues that are actually attached in set at the input and also outcome. In comparison to a singular MFT, such layout helps in reducing the concern from application as being one transformer make up just one component of a megawatt-level energy. The mobile style from the converter likewise gains from the option from inexpensive, low-voltage shifting units as opposed to high-voltage ones. Enhancing operating regularity causes a huge decline in measurements and also body weight from the transformer. Second, MFT is actually used due to the electrical generator protection problem which has actually been actually talked

about in the previous area, therefore certainly not repetitive listed here. As opposed to utilizing huge low-frequency transformers, MFTs are actually hired offered their perks from higher electrical power thickness as well as effortless overseas development. Additionally, a mobile concept is actually executed according to a variety of tissues that are actually hooked up in set at the input as well as outcome. As opposed to a singular MFT, such layout helps in reducing the trouble from execution as being one transformer represent a single aspect of a megawatt-level electrical power. The problem stemming from the protection style from high-power MFT. In apps from series-connected wind ranch, the optimal ability the transformer needs to endure is actually the total gear box degree. This is actually a considerable problem as its own significant result on the dimension from the transformer. For that reason, virtual, a maximum style needs to be actually a

tradeoff in between procedure regularity and also dimension to attain a greatest general functionality which is actually certainly not taken care of within this research. A 4000-V PMSG-based WECS exists to emphasize the concept procedure.

4. SIMULATION RESULTS:

One convenience from a mobile converter is its own command program could be streamlined that basic elements discuss the exact same management. This implies the travel signs for S11, S21.....S51 are actually exact same (find Fig.) therefore are actually various other changes. Below, our company have element 1 as an instance to explain the procedure guideline. The regular phase-shifted inflection program is actually used where all the changes work along with repaired FIFTY% role pattern, while the period from the 2nd lower leg is actually moved to transmit the electrical power.

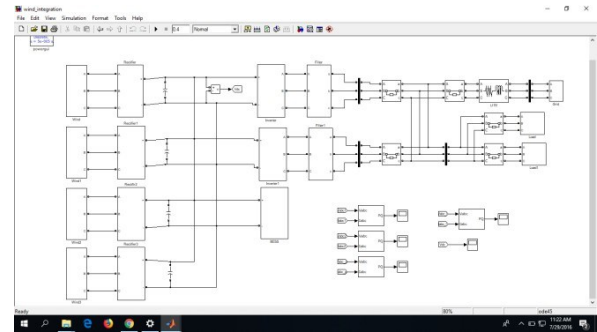


Fig.4.1. Simulation circuit.

The responsive electrical power management in Fig. highlights the total management plan from the planned WECS, where MPPT and also input capacitor current equilibrium command are actually obtained along with the generator-side converter, while minimal dc-link existing as well as responsive energy management are actually moderated due to the grid-side CSI. All the icons utilized in the rest this newspaper relates those demonstrated in this number.

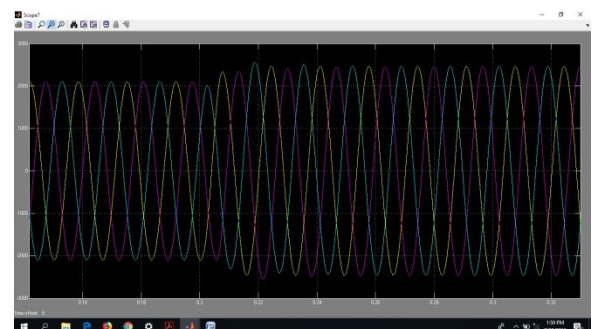


Fig.4.1. 3phase voltage across the grid.

At that point, the program that uses simply the mentioned popular role pattern common undercoated procedures along with erratically circulated electrical power one of the component elements as well as a discrepancy in the input capacitor currents. For that reason, exclusive focus needs to be actually paid off to the capacitor current harmony and also electrical power sharing from the plunged converter.

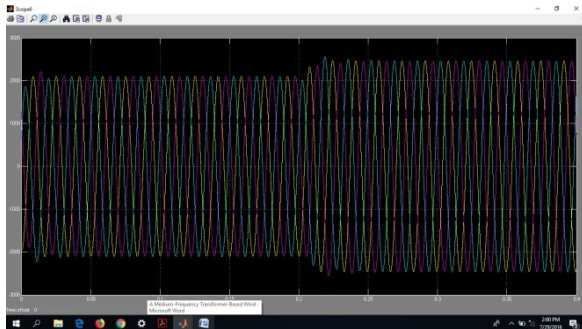


Fig.4.3.Output voltage across the Load.

5. CONCLUSION:

An MFT-based WECS is actually recommended for CSC located offshore wind ranches. The recommended setup is actually made up from an MV PMSG, a static

rectifier, a mobile MFT located converter, and also a CSI. That is actually identified through: 1) no foreign substation; 2) higher electrical power thickness because of the adaption from a mobile MFTs rather than a low-frequency transformer; 3) higher stability as well as versatility as a result of using a mobile converter; as well as 4) all the benefits from a CSC. Besides typical command goals (MPPT, dc-link existing, and also sensitive energy management) from a WECS, added attempt is actually produced to guarantee an equally circulated electrical power and also current sharing with the element components. The attribute from decoupling in between voltage/power harmony command as well as the various other management purposes is actually evaluated too. Eventually, likeness as well as speculative confirmation are actually supplied to display the converter's functionality from the made a proposal WECS.

REFERENCES:

- [1] A. Faulstich, J. Stinke, and F. Wittwer, "Medium voltage converter for permanent magnet wind power generators up to 5 MW," in Proc. Eur. Conf. Power Electron. Appl. (EPE), Dresden, Germany, 2005, p. 9-P.9.
- [2] S. Kouro et al., "Recent advances and industrial applications of multilevel converters," IEEE Trans. Ind. Electron., vol. 57, no. 8, pp. 2553–2580, Aug. 2010.
- [3] V. Yaramasu and B. Wu, "Model predictive decoupled active and reactive power control for high-power grid-connected four-level diode-clamped inverters," IEEE Trans. Ind. Electron., vol. 61, no. 7, pp. 3407–3416, Jul. 2014.
- [4] J. Li, S. Bhattacharya, and A. Huang, "A new nine-level active NPC (ANPC) converter for grid connection of large wind turbines for distributed generation," IEEE Trans. Power Electron., vol. 26, no. 3, pp. 961–972, Mar. 2011.
- [5] A. Zuckerberger, D. Weinstock, and A. Alexandrovitz, "Single-phase matrix converter," IEE Proc. Electr. Power Appl., vol. 144, no. 4, pp. 235–240, Jul. 1997.
- [6] J. Wang, D. Xu, B. Wu, and Z. Luo, "A low-cost rectifier topology for variable-speed high-power PMSG wind turbines," IEEE Trans. Power Electron., vol. 26, no. 8, pp. 2192–2200, Aug. 2011.
- [7] B. Wu, High-Power Converters and AC Drives. New York/Piscataway, NJ: Wiley/IEEE Press, 2006.
- [8] Z. Chen, "Compensation schemes for a SCR converter in variable speed wind power systems," IEEE Trans. Power Del., vol. 19, no. 2, pp. 813–821, Apr. 2004.
- [9] P. Tenca, A. A. Rockhill, T. A. Lipo, and P. Tricoli, "Current source topology for wind turbines with decreased mains current harmonics, further reducible via functional minimization," IEEE Trans. Power

Electron., vol. 23, no. 3, pp. 1143–1155, May 2008.

Nishitha college of Engineering and Technology.

ABOUT AUTHORS:



SK. SYED HUSSAIN
Assistant Professor EEE
Department, working in Nishitha
College of Engineering and
Technology... Did M. TECH in the
stream of POWER ELECTRONICS...



P.HARIKA Studying M.Tech in the
stream of Power Electronics at